



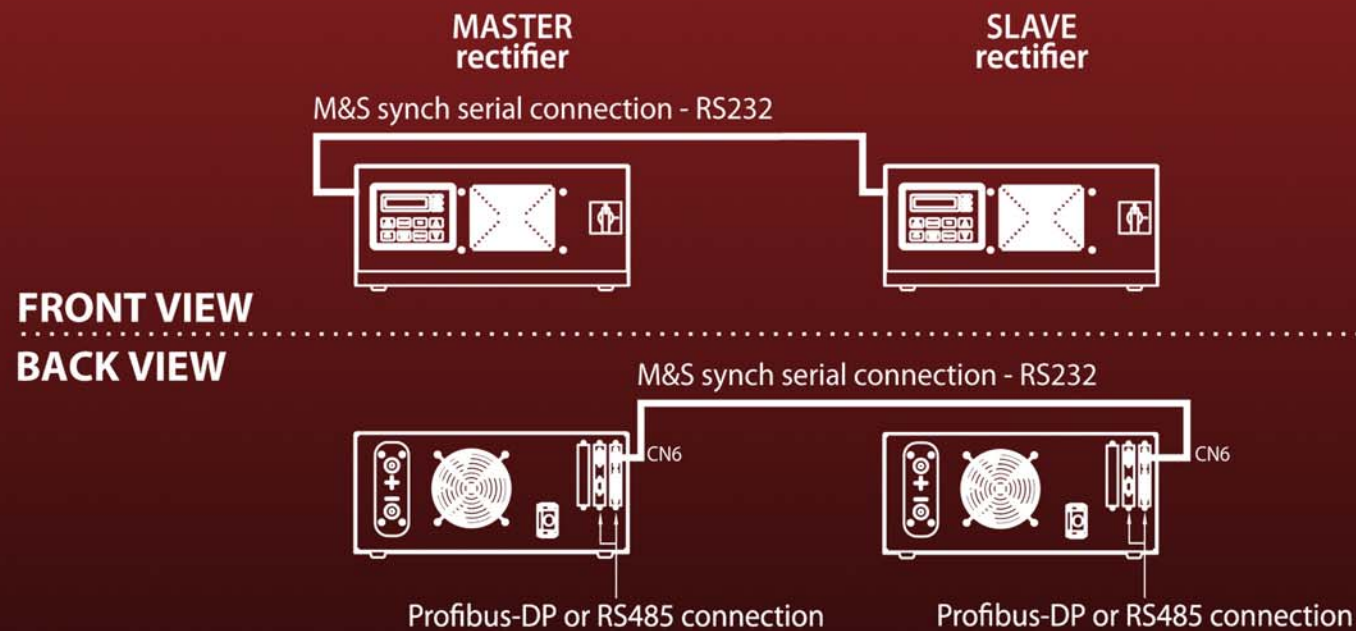
Baker Technology Associates, Inc.



WST2 PULSE PLATING POWER SUPPLIES

In order to provide synchronized pulse operation for dual output applications such as PCB plating, BTA rectifiers can be connected in a Master & Slave configuration.

The following diagram shows the connection for the M&S configuration:



- Standard systems up to 3000A
- Fully adjustable forward-reverse ratio
- Modular & field serviceable
- Compact & lightweight
- Current ripple <2%
- Constant efficiency >87%
- Constant Power Factor >93%
- Air or water-cooled
- ModBus, ProfiBus and DeviceNet i/o
- 2 year warranty
- New & Used units available



Baker Technology Associates, Inc.

www.BakerTech.com

Power Products Division
Escondido, CA
760.427.0613
powerproducts@bakertech.com

Corporate Office
1512 16th St. Suite 2
Santa Monica, CA 90404
310.458.1752

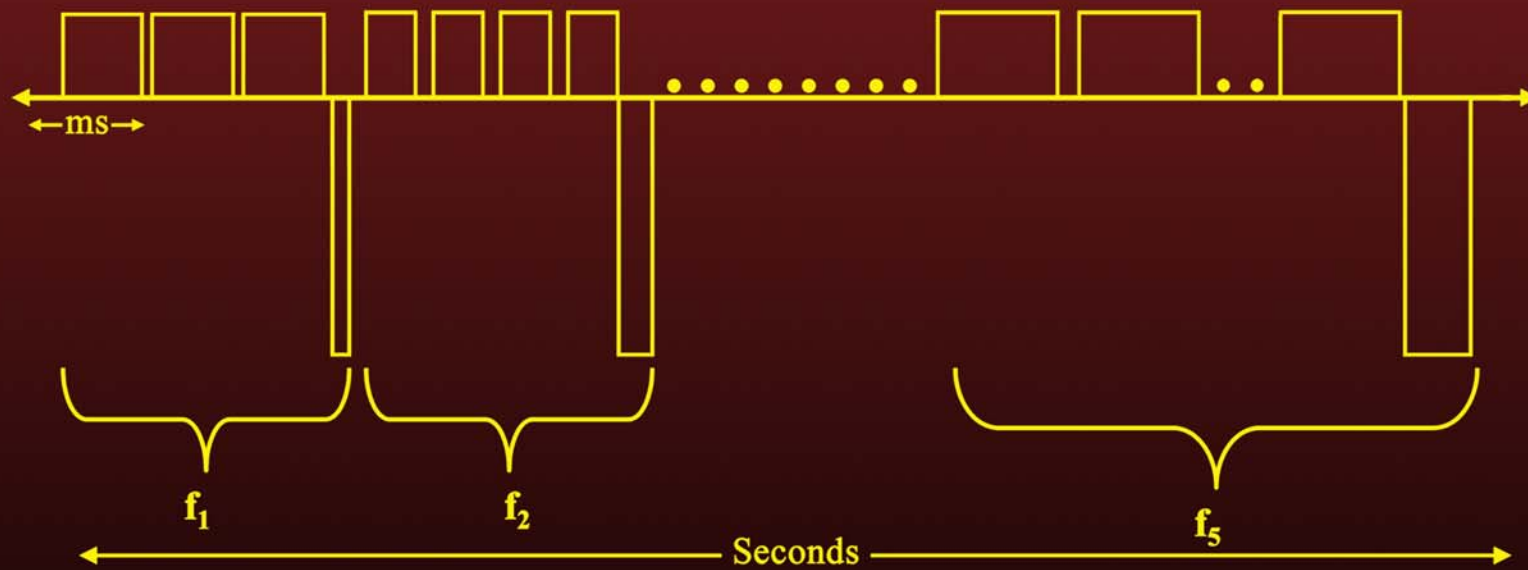


STANDARD SIZES

Standard Sizes		DC Current	100	150	200	250	300	400	500	600	1000	
		Pulse Current	300	450	600	750	900	1200	1500	1800	3000	
Output	Max. continuous DC current (positive/negative)	A	100	150	200	250	300	400	500	600	1000	
	Average pulsed current	A	108	162	216	270	324	432	540	648	1080	
	Max. pulsed current (positive/negative)	A	300	450	600	750	900	1200	1500	1800	3000	
	Voltage	V	0 - 16 V Standard									
	Hardware control method		Current control									
	Current control accuracy		± 2% of rated value									
	Current regulation range	%	5 - 100% of max. current									
	Voltage regulation range	%	20 - 100% of max. voltage									
	Ripple of current	%	< 2% of regulation range									
	Efficiency	%	87% depending on output current									
	Positive ↔ negative switching time	A/μs	0.2 A/μs (at 0.1 mH inductance load)									
	Pulse Width (positive/negative)	ms	1-100ms									
	Positive:Negative duty ratio		1:3 Standard. It can be any value under which the calculated avg. current between positive and negative is not higher than the avg. pulsed current									


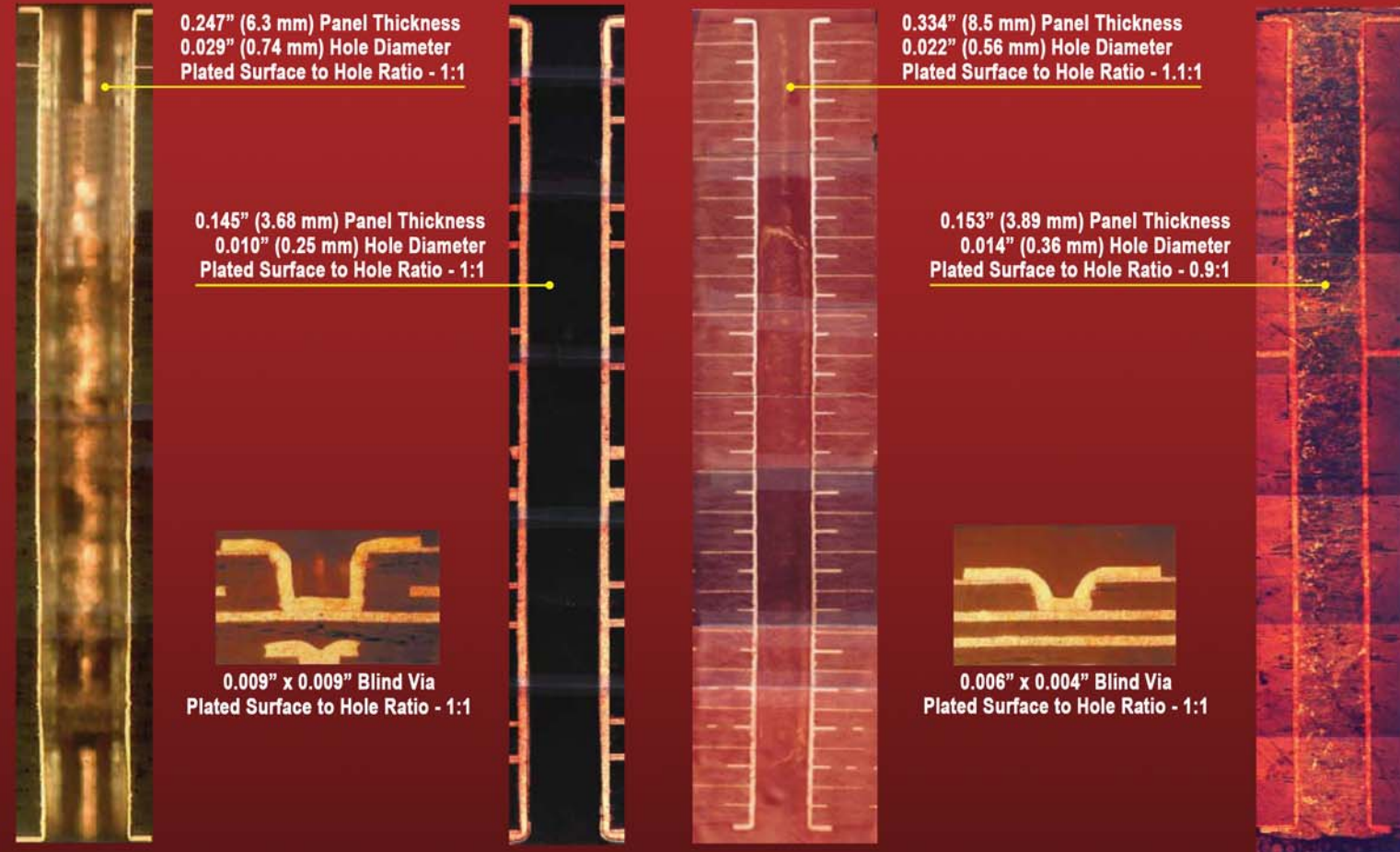
PULSE PLATING MADE SIMPLE WITH WST2

- Do it ALL with WST2... Run 3:1 Forward/Reverse complex waveform or standard 3:1 PPR from the same machine.



- WST2 allows the user to run a multi-frequency waveform with up to five (5) pulse/pulse reverse waveforms each second.
- The WST2 multi-frequency waveform eliminates the need for “batching” cycles and the ongoing demand for process engineering assistance.

95% of all WST2 users require only 1 or 2 waveforms for ALL products.



ALL PLATED WITH ONE SINGLE RECIPE!